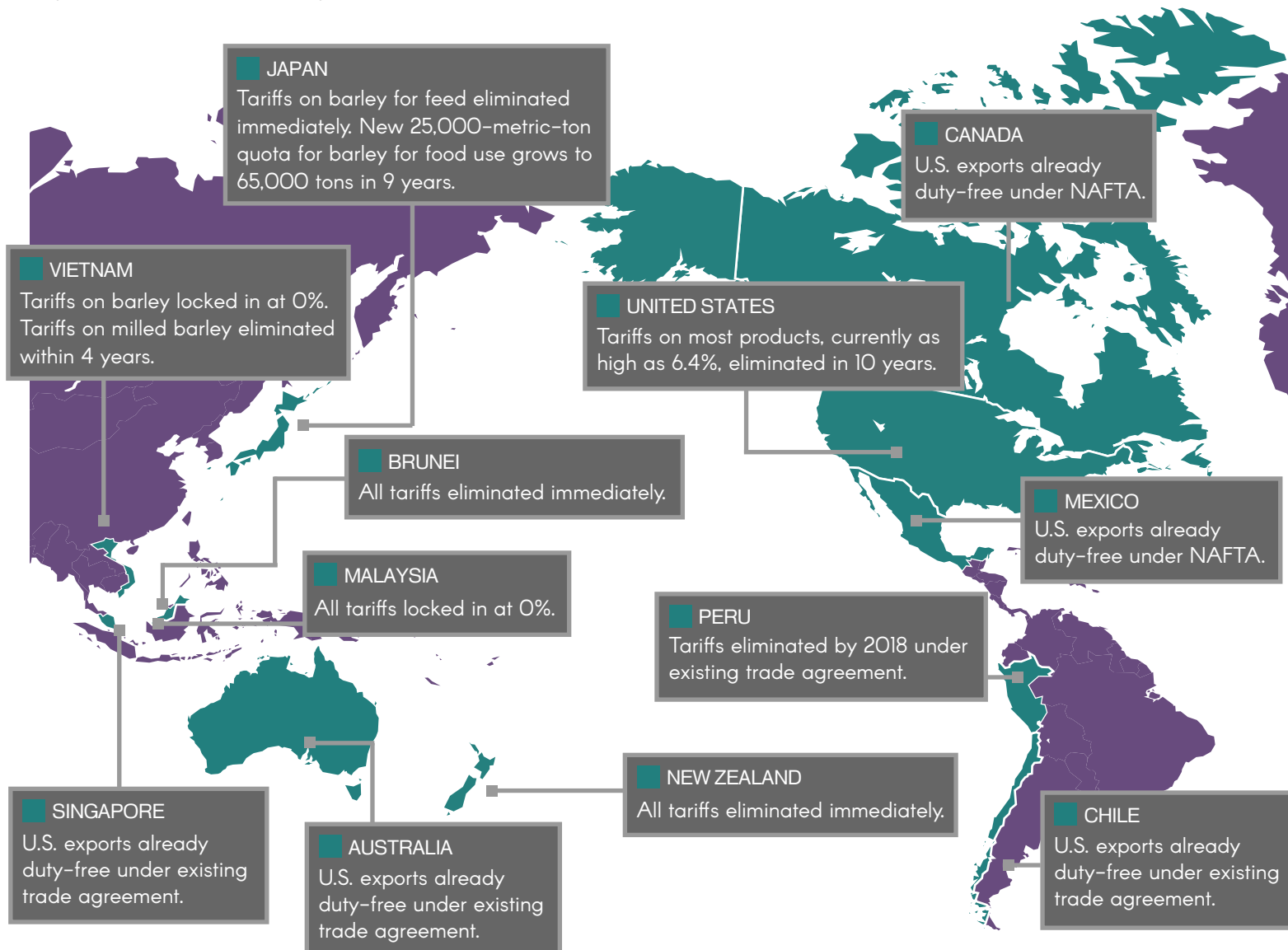
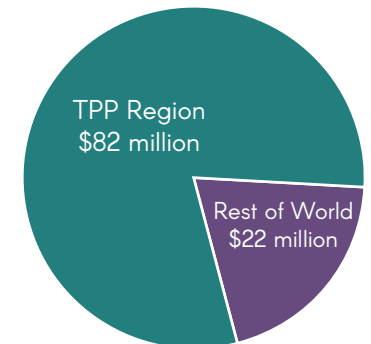


Trans-Pacific Partnership (TPP) BARLEY AND BARLEY PRODUCTS

The Trans-Pacific Partnership (TPP) will provide significant new market opportunities for U.S. exporters, promoting economic growth in 11 countries across the Asia-Pacific region and expanding demand for U.S. food and agricultural products among nearly 500 million consumers outside the United States.



U.S. Barley Exports, 2014
Total = \$104 million



Source: USDA - FAS GATS

The TPP strengthens trade rules and provides new market access for U.S. agricultural exports to Japan, Malaysia, Vietnam, New Zealand and Brunei.

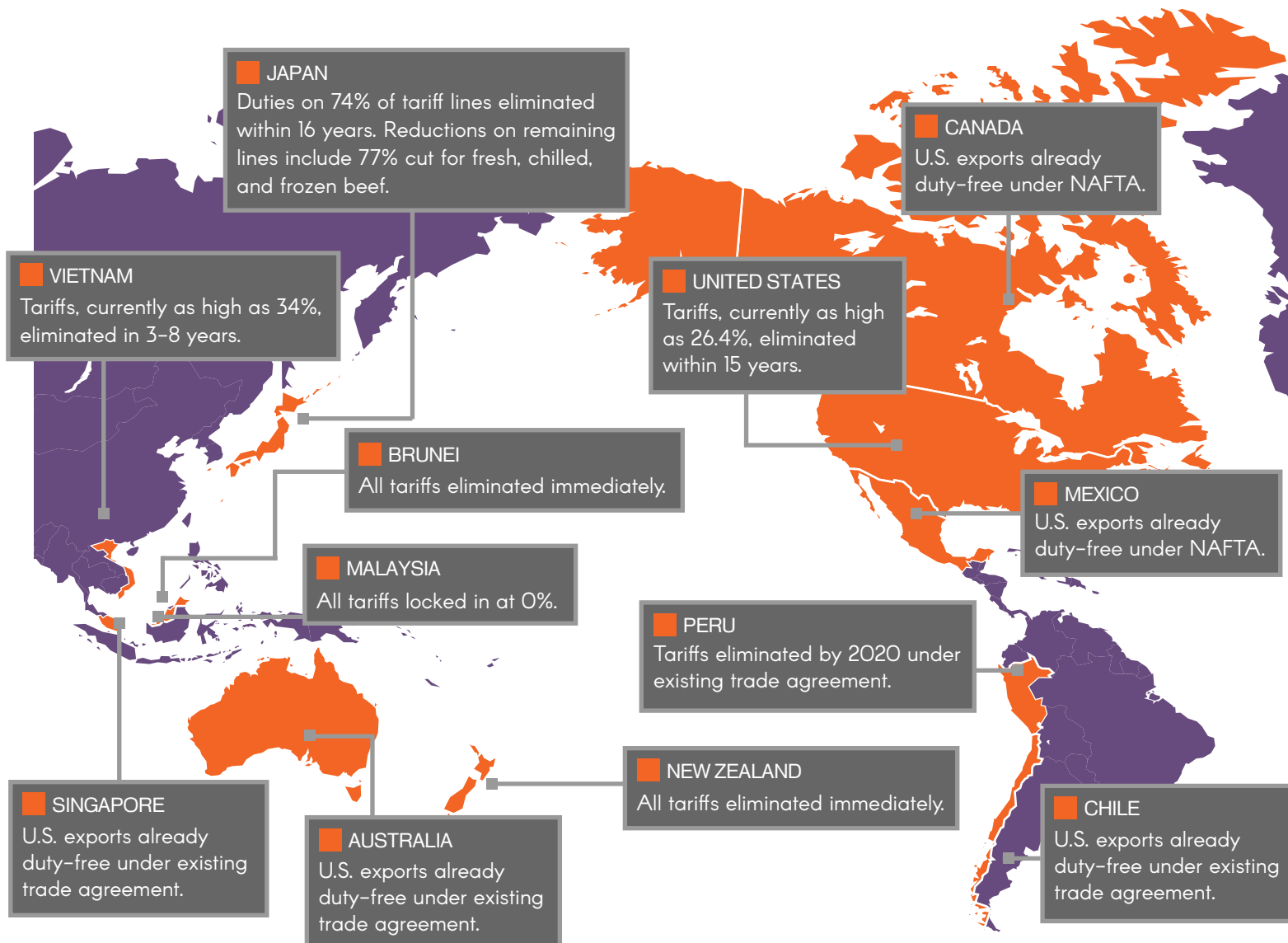
Top Barley Producing States

1. North Dakota
2. Idaho
3. Montana
4. Washington
5. Colorado
6. Minnesota
7. Wyoming
8. California
9. Arizona
10. Oregon

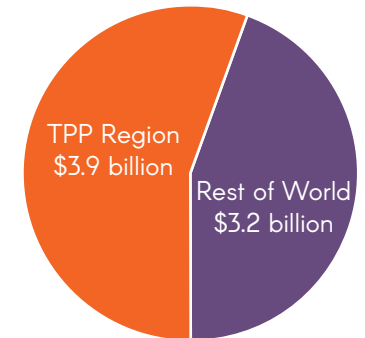
Source: USDA - NASS,
2012 Census of Agriculture

Trans-Pacific Partnership (TPP) BEEF AND BEEF PRODUCTS

The Trans-Pacific Partnership (TPP) will provide significant new market opportunities for U.S. exporters, promoting economic growth in 11 countries across the Asia-Pacific region and expanding demand for U.S. food and agricultural products among nearly 500 million consumers outside the United States.



U.S. Beef Exports, 2014
Total = \$7.1 billion



Source: USDA - FAS GATS

The TPP strengthens trade rules and provides new market access for U.S. agricultural exports to Japan, Malaysia, Vietnam, New Zealand, and Brunei.

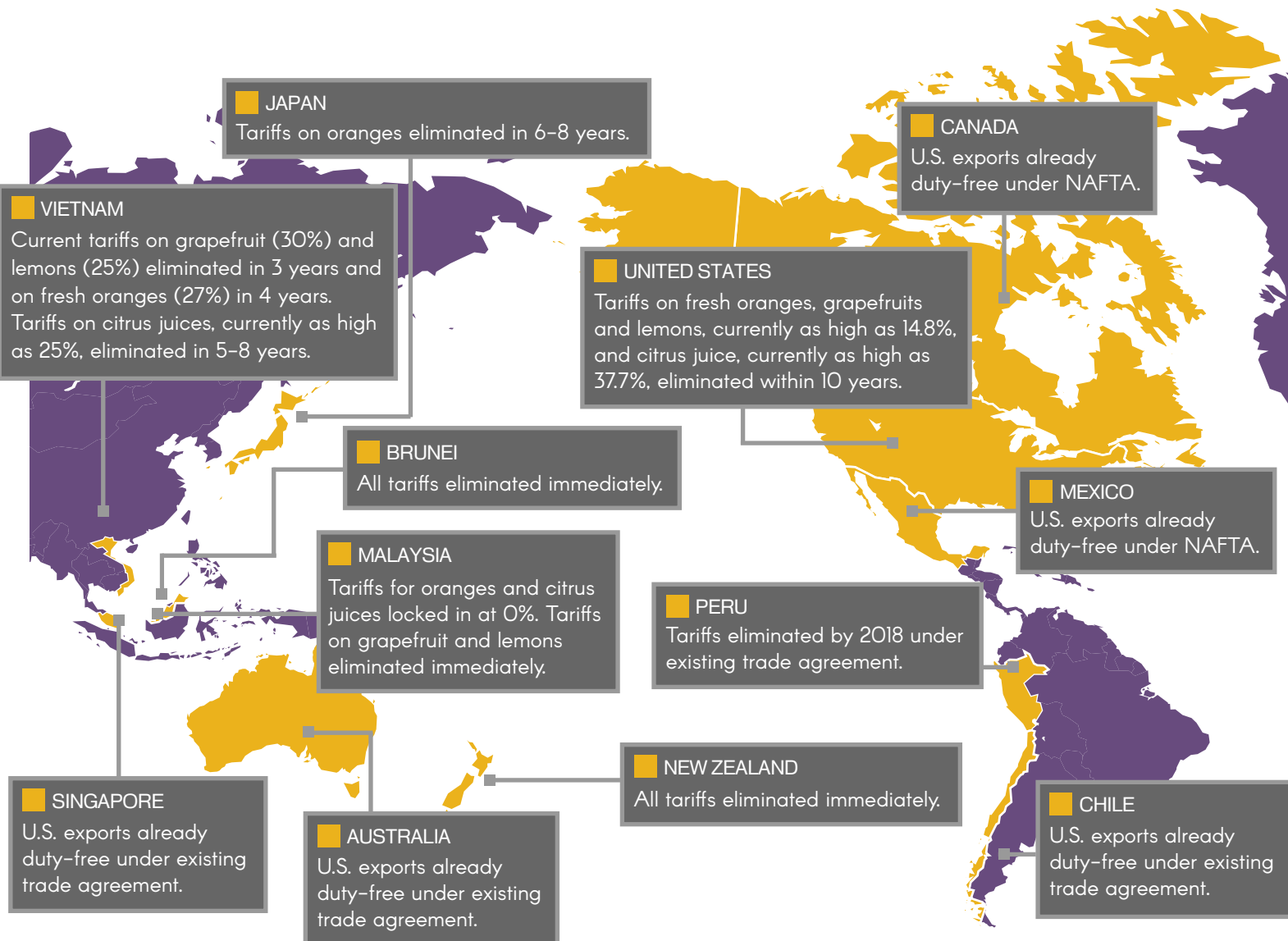
Top Cattle Producing States

1. Texas
2. Kansas
3. Nebraska
4. Iowa
5. Colorado
6. Oklahoma
7. California
8. South Dakota
9. Missouri
10. Idaho

Source: USDA - NASS,
2012 Census of Agriculture

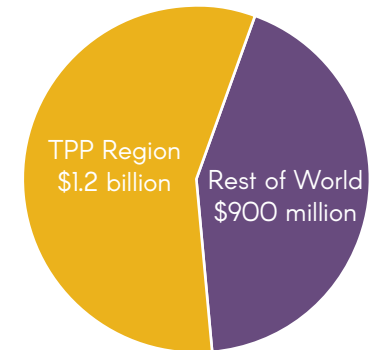
Trans-Pacific Partnership (TPP) CITRUS FRUITS AND JUICES

The Trans-Pacific Partnership (TPP) will provide significant new market opportunities for U.S. exporters, promoting economic growth in 11 countries across the Asia-Pacific region and expanding demand for U.S. food and agricultural products among nearly 500 million consumers outside the United States.



U.S. Citrus Fruit and Juice Exports, 2014

Total = \$2.1 billion



Source: USDA - FAS GATS

The TPP strengthens trade rules and provides new market access for U.S. agricultural exports to Japan, Malaysia, Vietnam, New Zealand and Brunei.

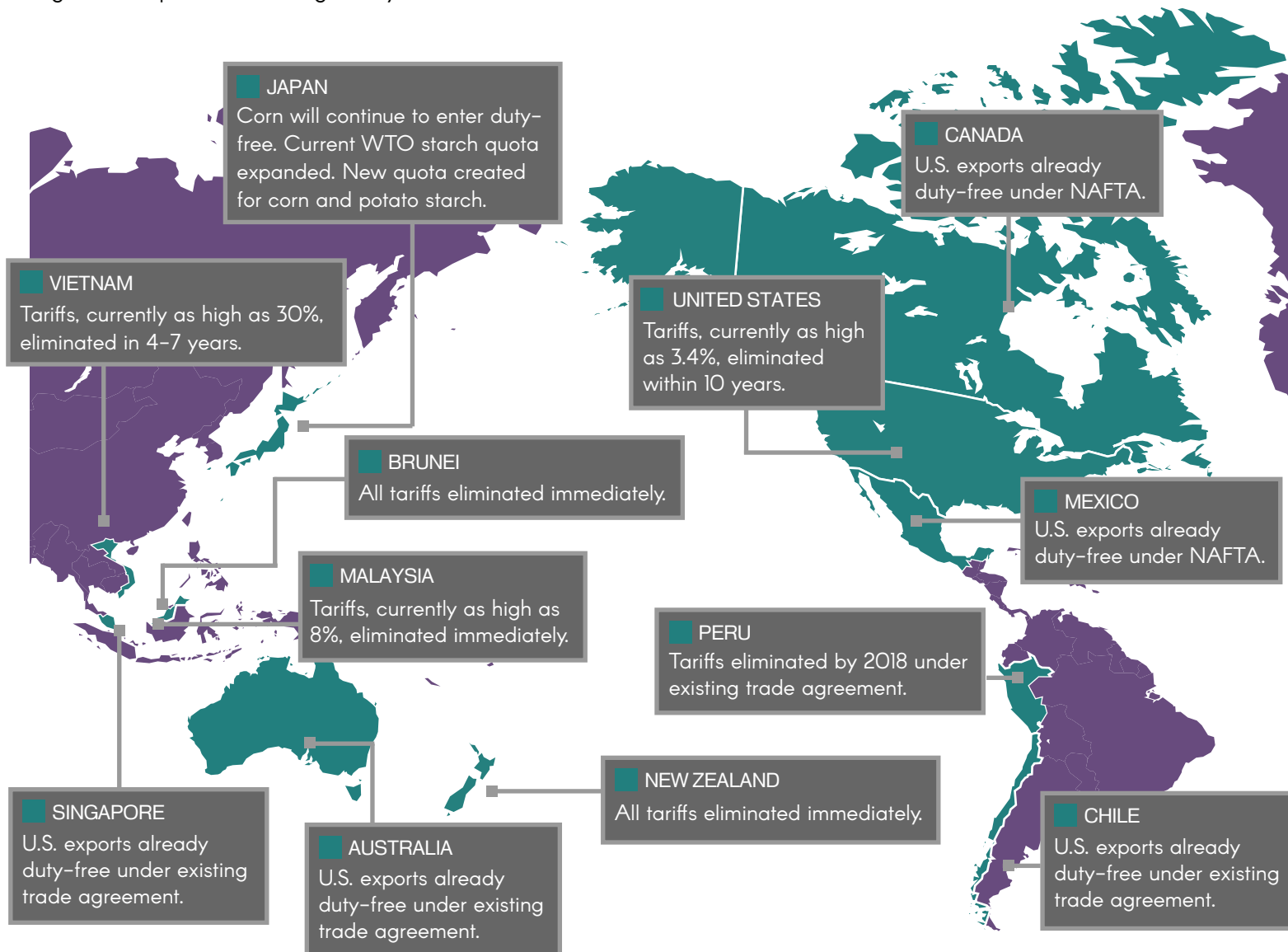
Top Citrus Producing States

1. Florida
2. California
3. Texas
4. Arizona

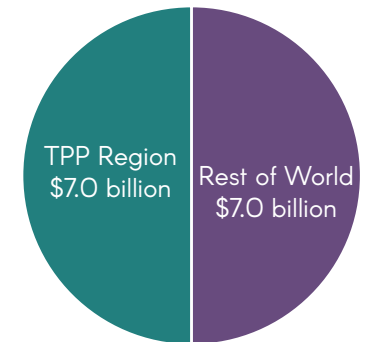
Source: USDA - NASS, Citrus Fruits Annual Summary

Trans-Pacific Partnership (TPP) CORN AND CORN PRODUCTS

The Trans-Pacific Partnership (TPP) will provide significant new market opportunities for U.S. exporters, promoting economic growth in 11 countries across the Asia-Pacific region and expanding demand for U.S. food and agricultural products among nearly 500 million consumers outside the United States.



U.S. Corn Exports, 2014
Total = \$14.0 billion



Source: USDA - FAS GATS

The TPP strengthens trade rules and provides new market access for U.S. agricultural exports to Japan, Malaysia, Vietnam, New Zealand and Brunei.

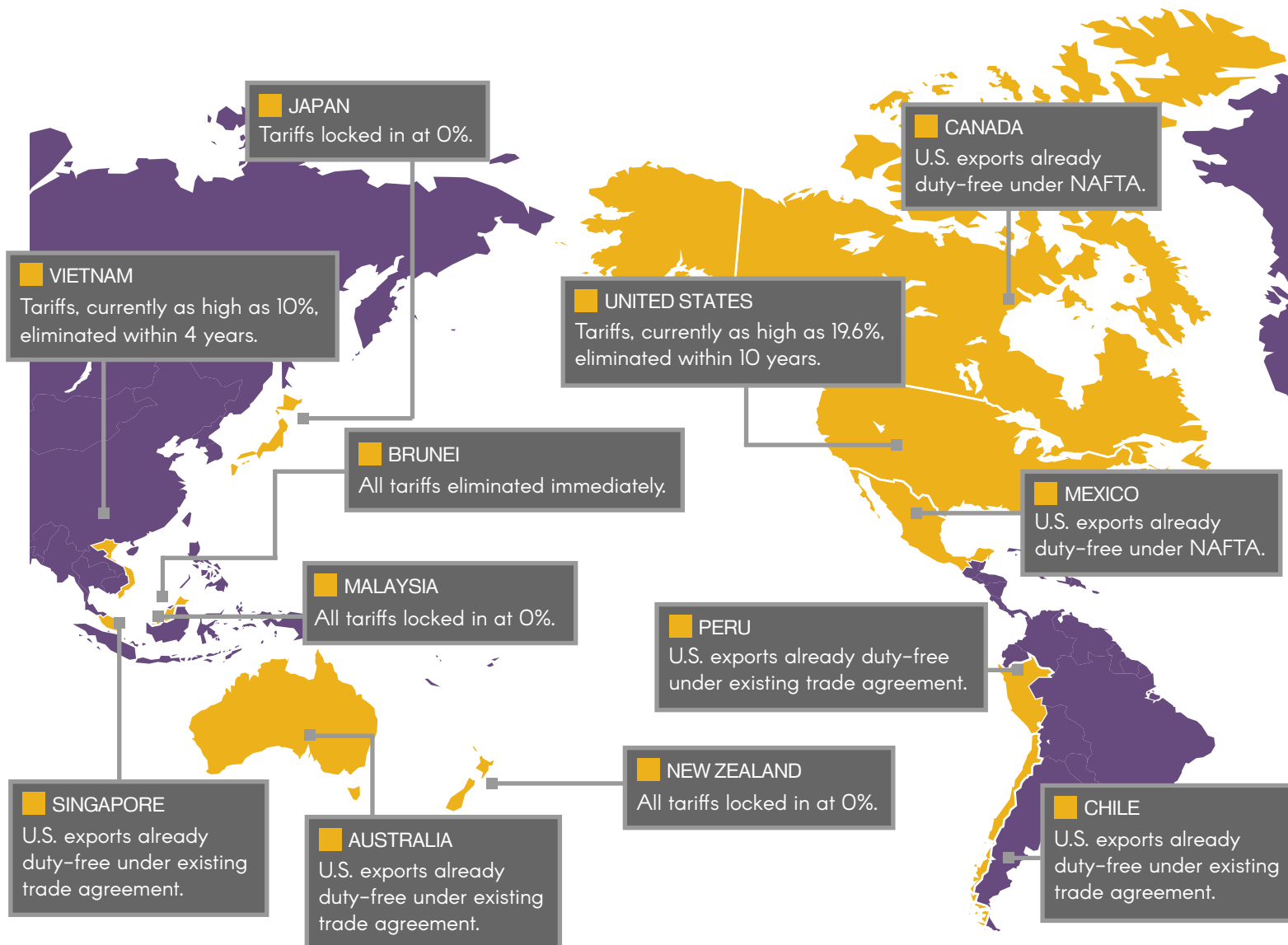
Top Corn Producing States

1. Iowa
2. Minnesota
3. Illinois
4. Nebraska
5. Indiana
6. South Dakota
7. Ohio
8. North Dakota
9. Wisconsin
10. Kansas

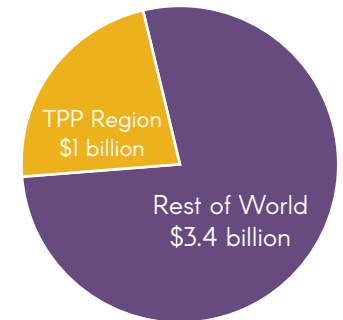
Source: USDA - NASS,
2012 Census of Agriculture

Trans-Pacific Partnership (TPP) COTTON

The Trans-Pacific Partnership (TPP) will provide significant new market opportunities for U.S. exporters, promoting economic growth in 11 countries across the Asia-Pacific region and expanding demand for U.S. food and agricultural products among nearly 500 million consumers outside the United States.



U.S. Cotton Exports, 2014
Total = \$4.4 billion



Source: USDA - FAS GATS

The TPP strengthens trade rules and provides new market access for U.S. agricultural exports to Japan, Malaysia, Vietnam, New Zealand and Brunei.

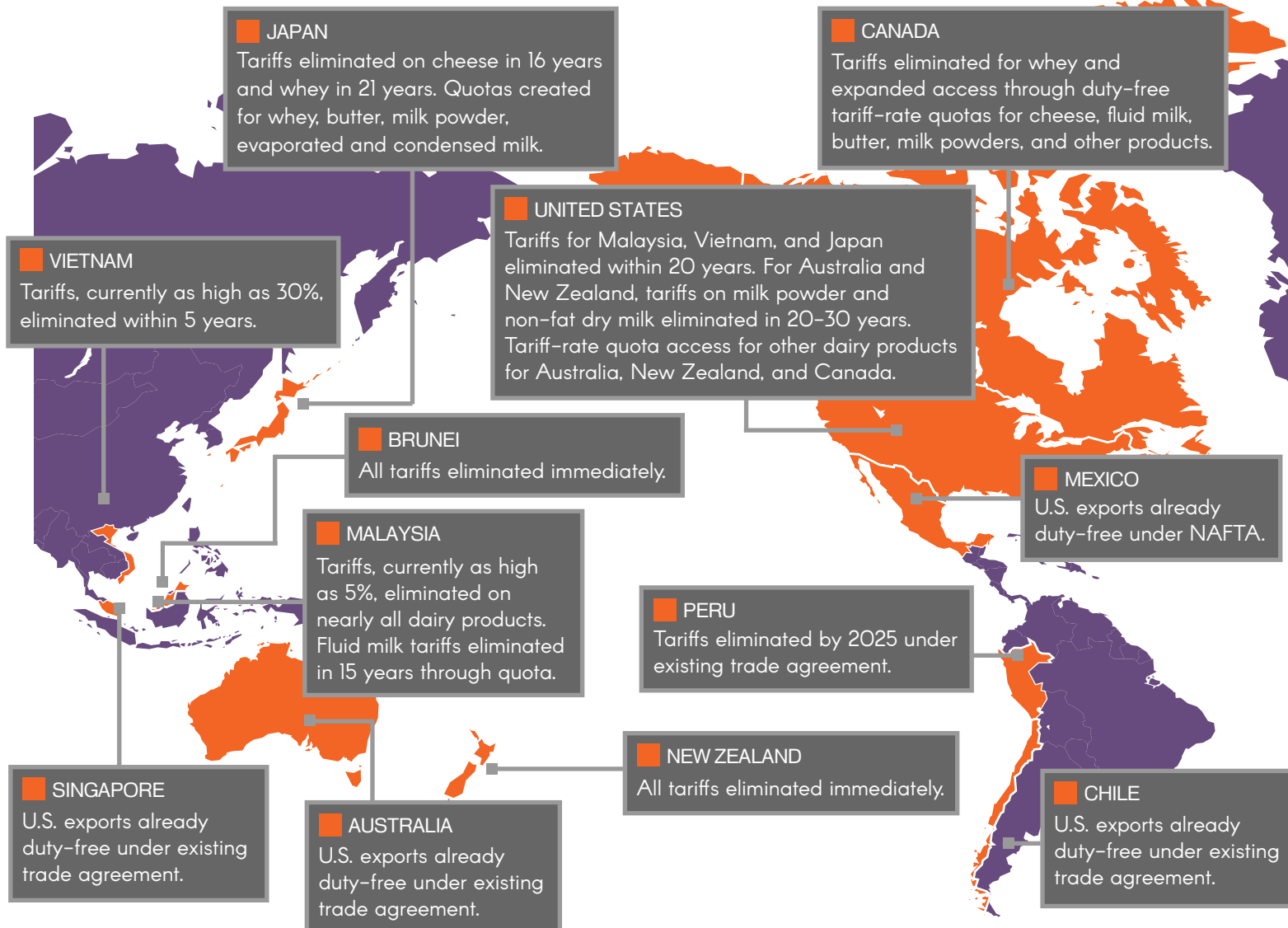
Top Cotton Producing States

1. Texas
2. Georgia
3. Arkansas
4. California
5. North Carolina
6. Mississippi
7. Missouri
8. Alabama
9. Tennessee
10. South Carolina

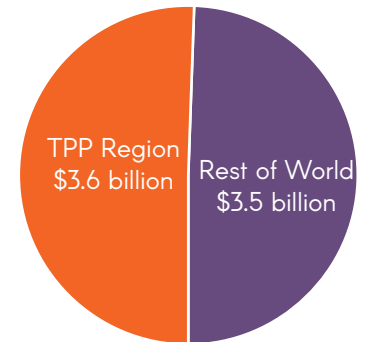
Source: USDA - NASS, 2012 Census of Agriculture

Trans-Pacific Partnership (TPP) DAIRY PRODUCTS

The Trans-Pacific Partnership (TPP) will provide significant new market opportunities for U.S. exporters, promoting economic growth in 11 countries across the Asia-Pacific region and expanding demand for U.S. food and agricultural products among nearly 500 million consumers outside the United States.



U.S. Dairy Exports, 2014
Total = \$7.1 billion



Source: USDA - FAS GATS

The TPP strengthens trade rules and provides new market access for U.S. agricultural exports to Japan, Malaysia, Vietnam, New Zealand, and Brunei.

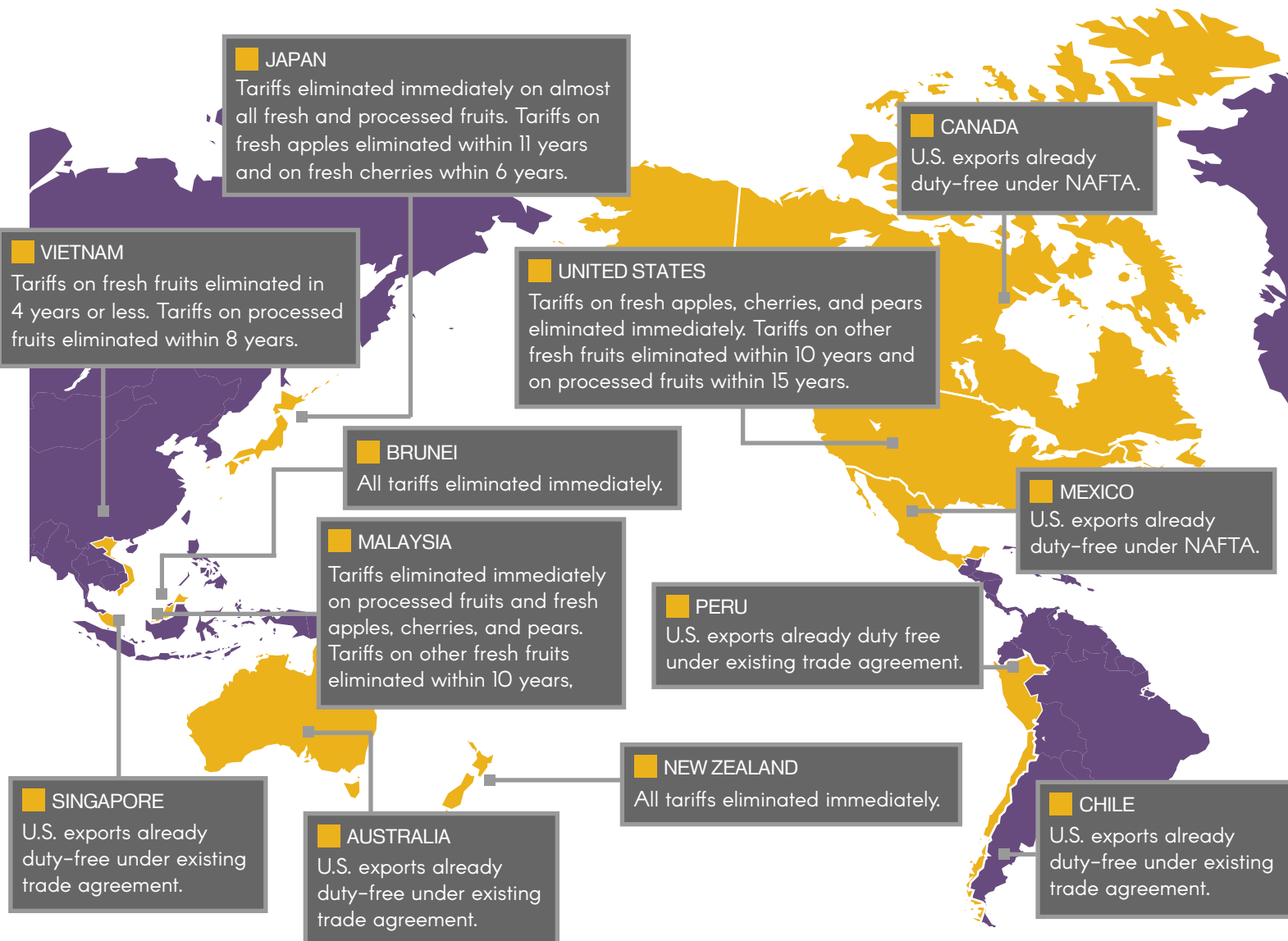
Top Milk Producing States

1. California
2. Wisconsin
3. New York
4. Idaho
5. Pennsylvania
6. Texas
7. Minnesota
8. Michigan
9. New Mexico
10. Washington

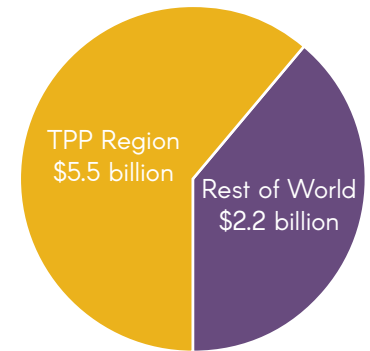
Source: USDA - NASS, 2012 Census of Agriculture

Trans-Pacific Partnership (TPP) FRUITS, FRESH AND PROCESSED (excluding citrus)

The Trans-Pacific Partnership (TPP) will provide significant new market opportunities for U.S. exporters, promoting economic growth in 11 countries across the Asia-Pacific region and expanding demand for U.S. food and agricultural products among nearly 500 million consumers outside the United States.



U.S. Fruit Exports, 2014
Total = \$5.7 billion



Source: USDA - FAS GATS

The TPP strengthens trade rules and provides new market access for U.S. agricultural exports to Japan, Malaysia, Vietnam, New Zealand and Brunei.

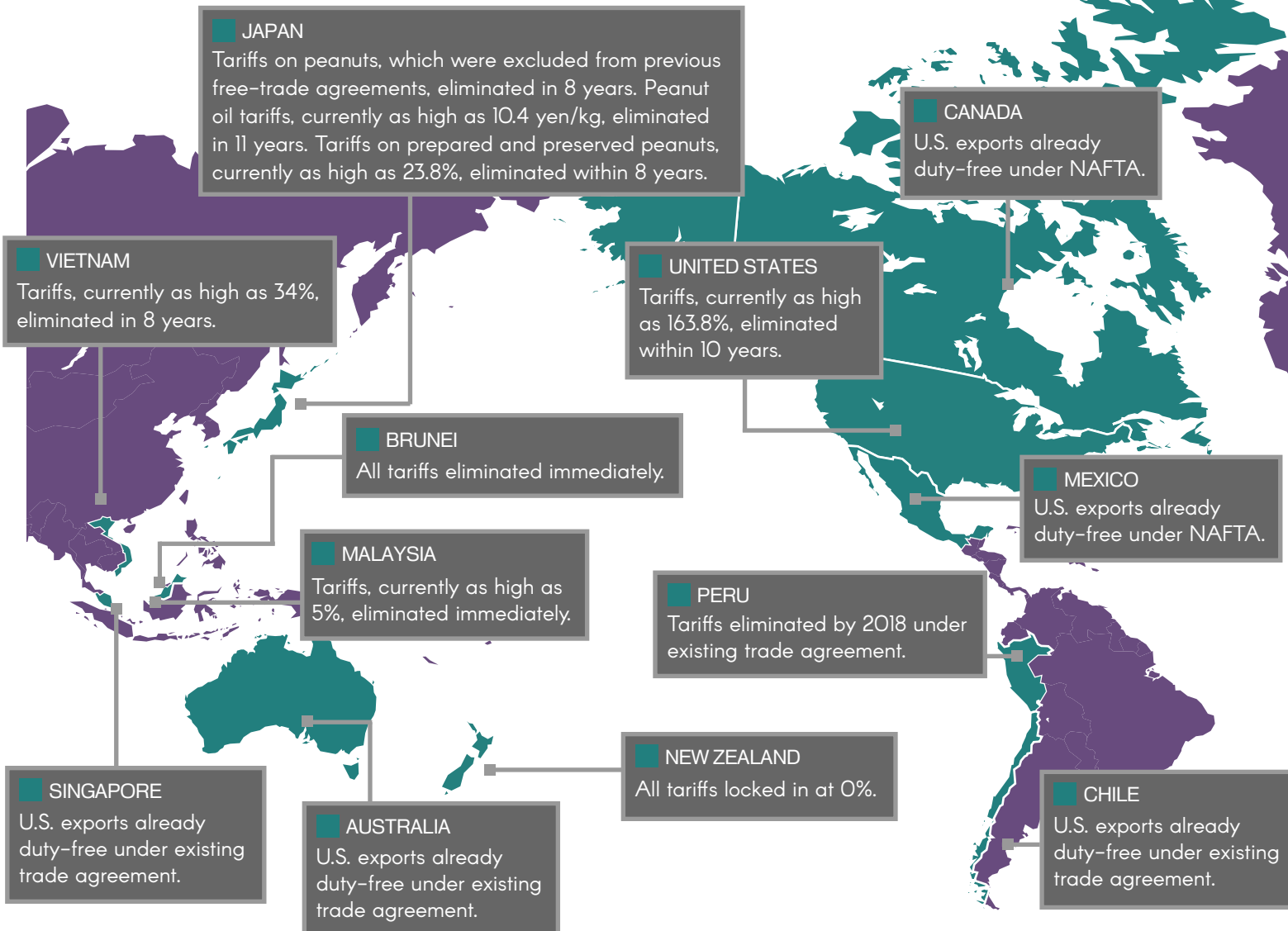
Top Fruit Producing States

1. California
2. Washington
3. Michigan
4. New York
5. Oregon
6. Pennsylvania
7. Florida
8. Hawaii
9. Georgia
10. Texas

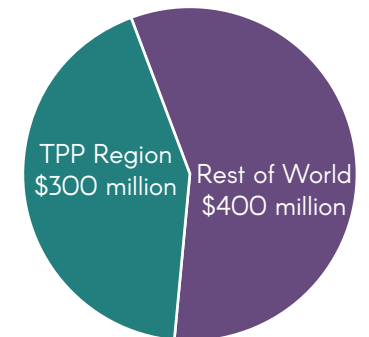
Source: USDA - NASS, Citrus Fruits Annual Summary

Trans-Pacific Partnership (TPP) PEANUTS AND PEANUT PRODUCTS

The Trans-Pacific Partnership (TPP) will provide significant new market opportunities for U.S. exporters, promoting economic growth in 11 countries across the Asia-Pacific region and expanding demand for U.S. food and agricultural products among nearly 500 million consumers outside the United States.



U.S. Peanut Exports, 2014
Total = \$700 million



Source: USDA - FAS GATS

The TPP strengthens trade rules and provides new market access for U.S. agricultural exports to Japan, Malaysia, Vietnam, New Zealand and Brunei.

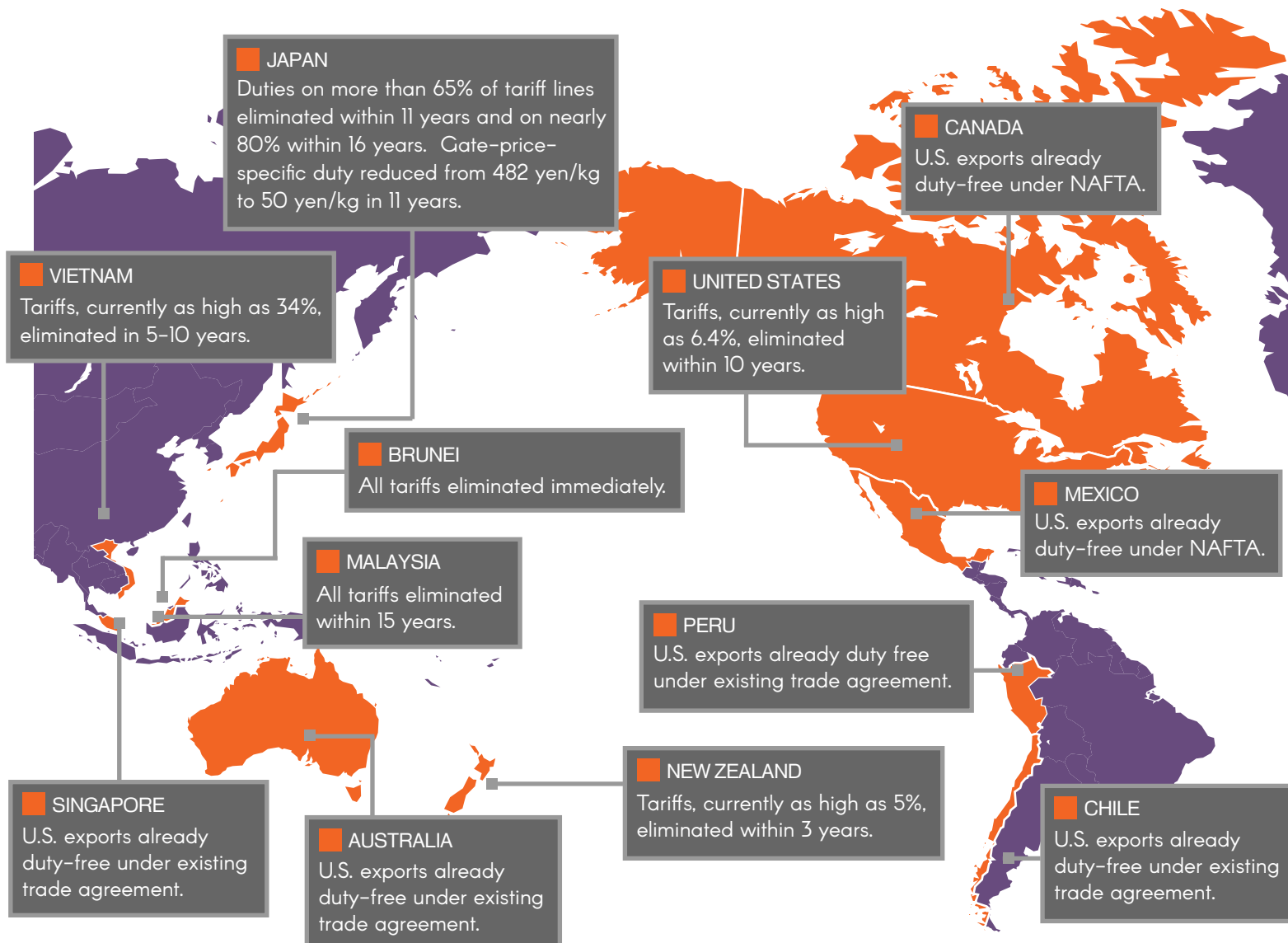
Top Peanut Producing States

1. Georgia
2. Alabama
3. Florida
4. Texas
5. North Carolina
6. South Carolina
7. Mississippi
8. Virginia
9. Oklahoma
10. Arkansas

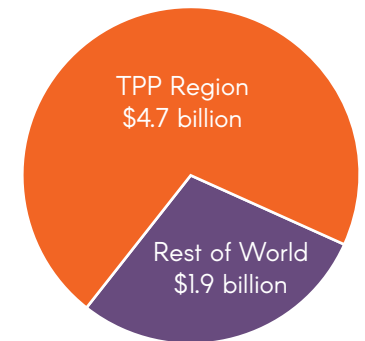
Source: USDA - NASS, 2012 Census of Agriculture

Trans-Pacific Partnership (TPP) PORK AND PORK PRODUCTS

The Trans-Pacific Partnership (TPP) will provide significant new market opportunities for U.S. exporters, promoting economic growth in 11 countries across the Asia-Pacific region and expanding demand for U.S. food and agricultural products among nearly 500 million consumers outside the United States.



U.S. Pork Exports, 2014
Total = \$6.6 billion



Source: USDA - FAS GATS

The TPP strengthens trade rules and provides new market access for U.S. agricultural exports to Japan, Malaysia, Vietnam, New Zealand, and Brunei.

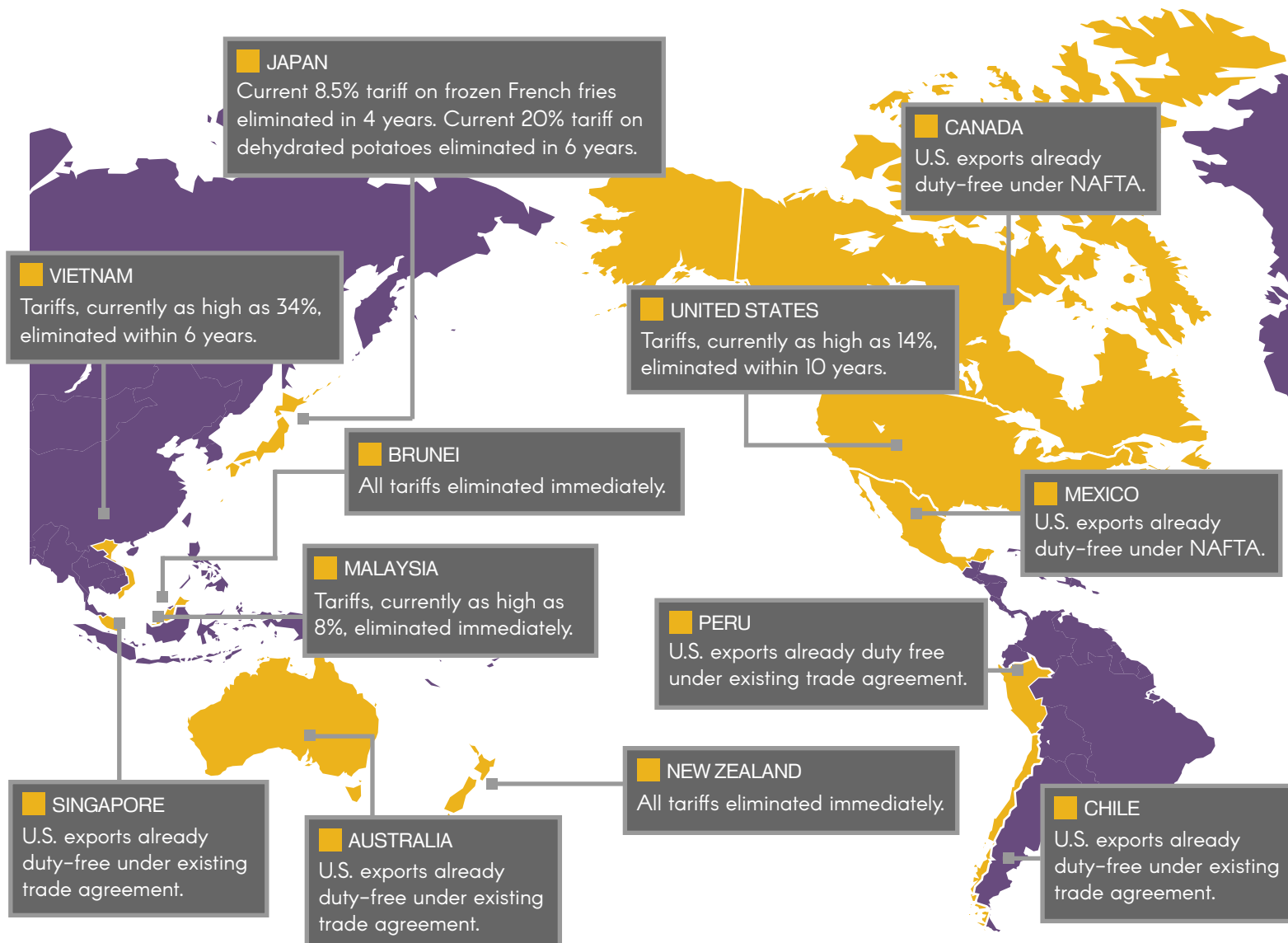
Top Hog Producing States

1. Iowa
2. North Carolina
3. Minnesota
4. Illinois
5. Indiana
6. Nebraska
7. Missouri
8. Ohio
9. Kansas
10. Oklahoma

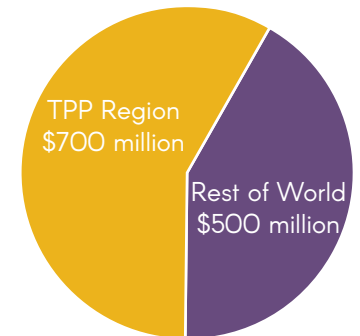
Source: USDA - NASS
2012 Census of Agriculture

Trans-Pacific Partnership (TPP) POTATOES AND POTATO PRODUCTS

The Trans-Pacific Partnership (TPP) will provide significant new market opportunities for U.S. exporters, promoting economic growth in 11 countries across the Asia-Pacific region and expanding demand for U.S. food and agricultural products among nearly 500 million consumers outside the United States.



U.S. Potato Exports, 2014
Total = \$1.2 billion



Source: USDA - FAS GATS

The TPP strengthens trade rules and provides new market access for U.S. agricultural exports to Japan, Malaysia, Vietnam, New Zealand and Brunei.

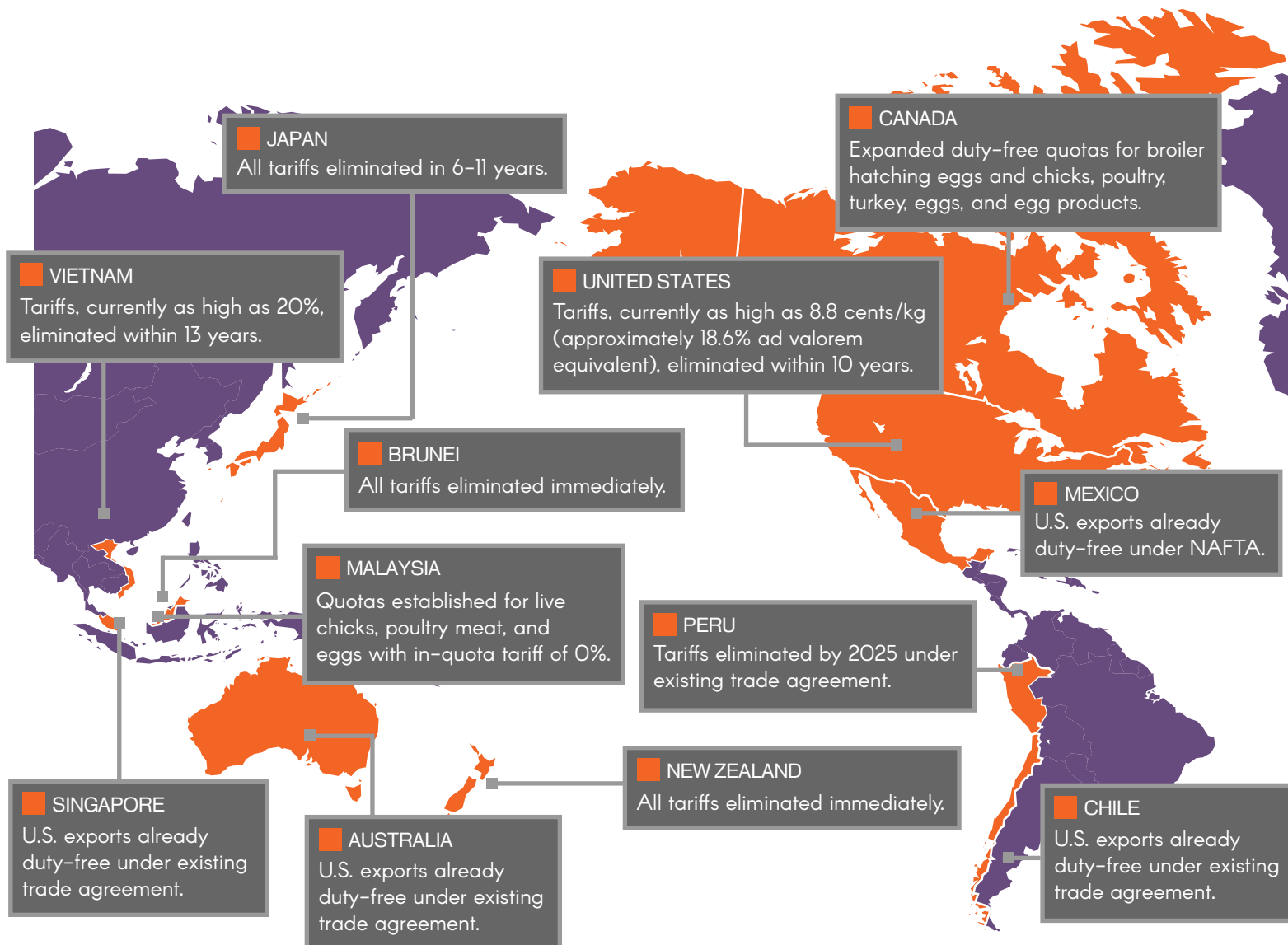
Top Potato Producing States

1. Idaho
2. Washington
3. Wisconsin
4. North Dakota
5. Colorado
6. Oregon
7. Minnesota
8. Michigan
9. Maine
10. Nebraska

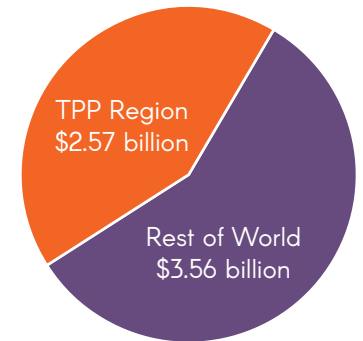
Source: USDA - NASS,

Trans-Pacific Partnership (TPP) POULTRY AND POULTRY PRODUCTS

The Trans-Pacific Partnership (TPP) will provide significant new market opportunities for U.S. exporters, promoting economic growth in 11 countries across the Asia-Pacific region and expanding demand for U.S. food and agricultural products among nearly 500 million consumers outside the United States.



U.S. Poultry Exports, 2014
Total = \$6.1 billion



Source: USDA - FAS GATS

The TPP strengthens trade rules and provides new market access for U.S. agricultural exports to Japan, Malaysia, Vietnam, New Zealand, and Brunei.

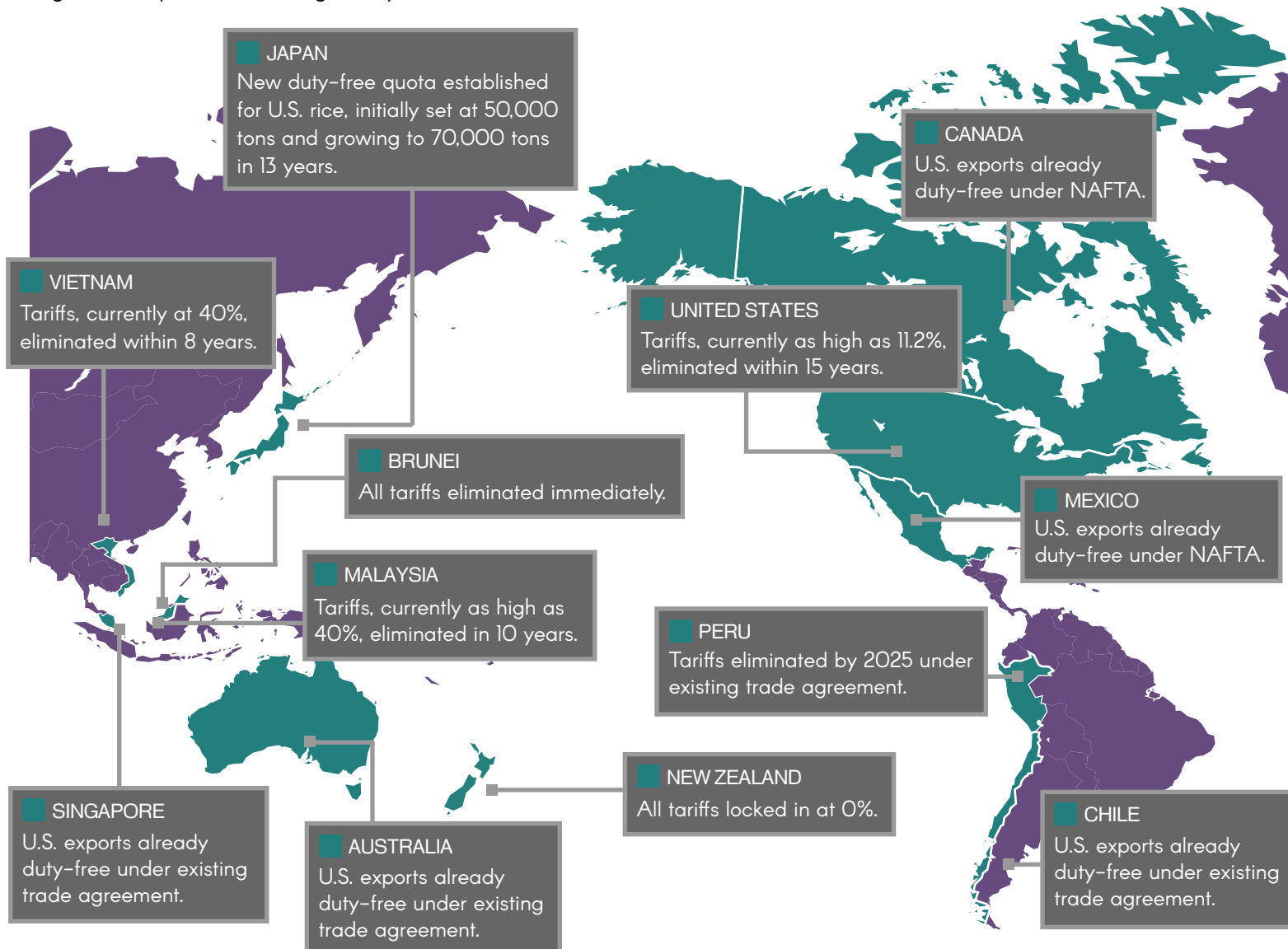
Top Poultry and Egg Producing States

1. North Carolina
2. Georgia
3. Arkansas
4. Alabama
5. Mississippi
6. Texas
7. California
8. South Carolina
9. Missouri
10. Pennsylvania

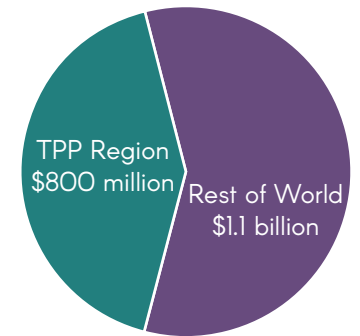
Source: USDA - NASS, 2012 Census of Agriculture

Trans-Pacific Partnership (TPP) RICE

The Trans-Pacific Partnership (TPP) will provide significant new market opportunities for U.S. exporters, promoting economic growth in 11 countries across the Asia-Pacific region and expanding demand for U.S. food and agricultural products among nearly 500 million consumers outside the United States.



U.S. Rice Exports, 2014
Total = \$1.9 billion



Source: USDA - FAS GATS

The TPP strengthens trade rules and provides new market access for U.S. agricultural exports to Japan, Malaysia, Vietnam, New Zealand and Brunei.

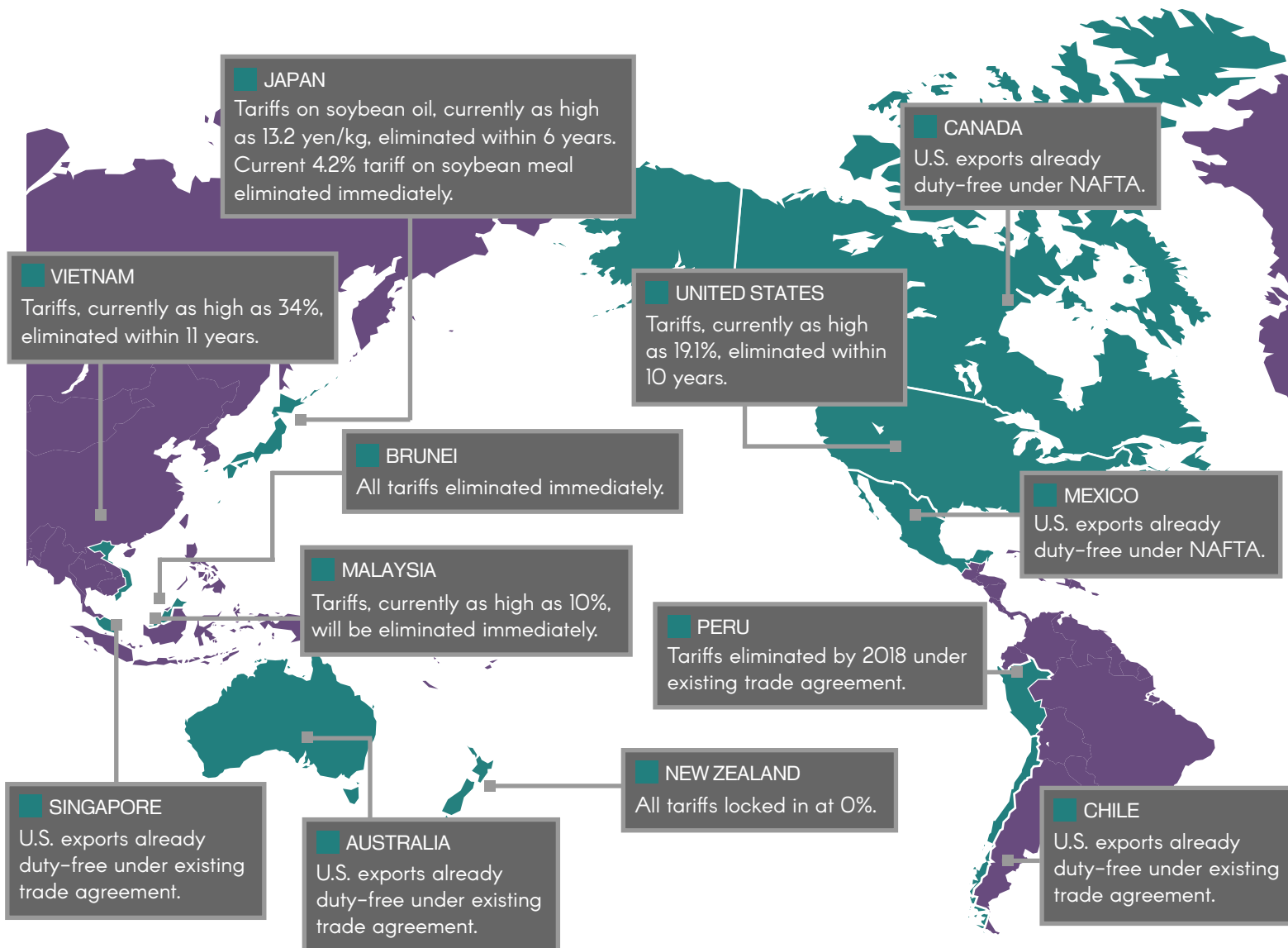
Top Rice Producing States

1. Arkansas
2. California
3. Louisiana
4. Missouri
5. Mississippi
6. Texas
7. Tennessee

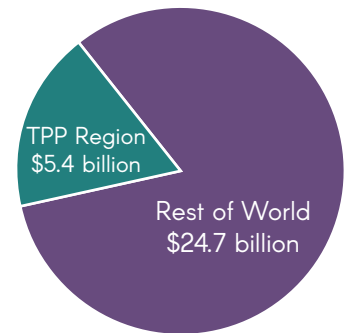
Source: USDA - NASS, 2012 Census of Agriculture

Trans-Pacific Partnership (TPP) SOYBEANS AND SOYBEAN PRODUCTS

The Trans-Pacific Partnership (TPP) will provide significant new market opportunities for U.S. exporters, promoting economic growth in 11 countries across the Asia-Pacific region and expanding demand for U.S. food and agricultural products among nearly 500 million consumers outside the United States.



U.S. Soybean Exports, 2014
Total = \$30.1 billion



Source: USDA - FAS GATS

The TPP strengthens trade rules and provides new market access for U.S. agricultural exports to Japan, Malaysia, Vietnam, New Zealand and Brunei.

Top Soybean Producing States

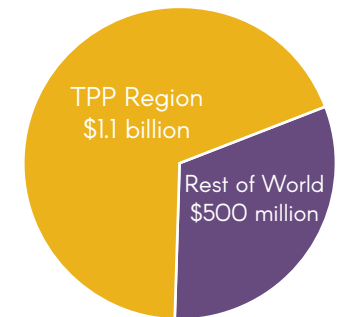
1. Iowa
2. Illinois
3. Minnesota
4. Indiana
5. Ohio
6. Nebraska
7. North Dakota
8. Missouri
9. Arkansas
10. South Dakota

Source: USDA - NASS,
2012 Census of Agriculture

Trans-Pacific Partnership (TPP) SUGAR AND SUGAR PRODUCTS

The Trans-Pacific Partnership (TPP) will provide significant new market opportunities for U.S. exporters, promoting economic growth in 11 countries across the Asia-Pacific region and expanding demand for U.S. food and agricultural products among nearly 500 million consumers outside the United States.

U.S. Sugar Exports, 2014
Total = \$1.6 billion



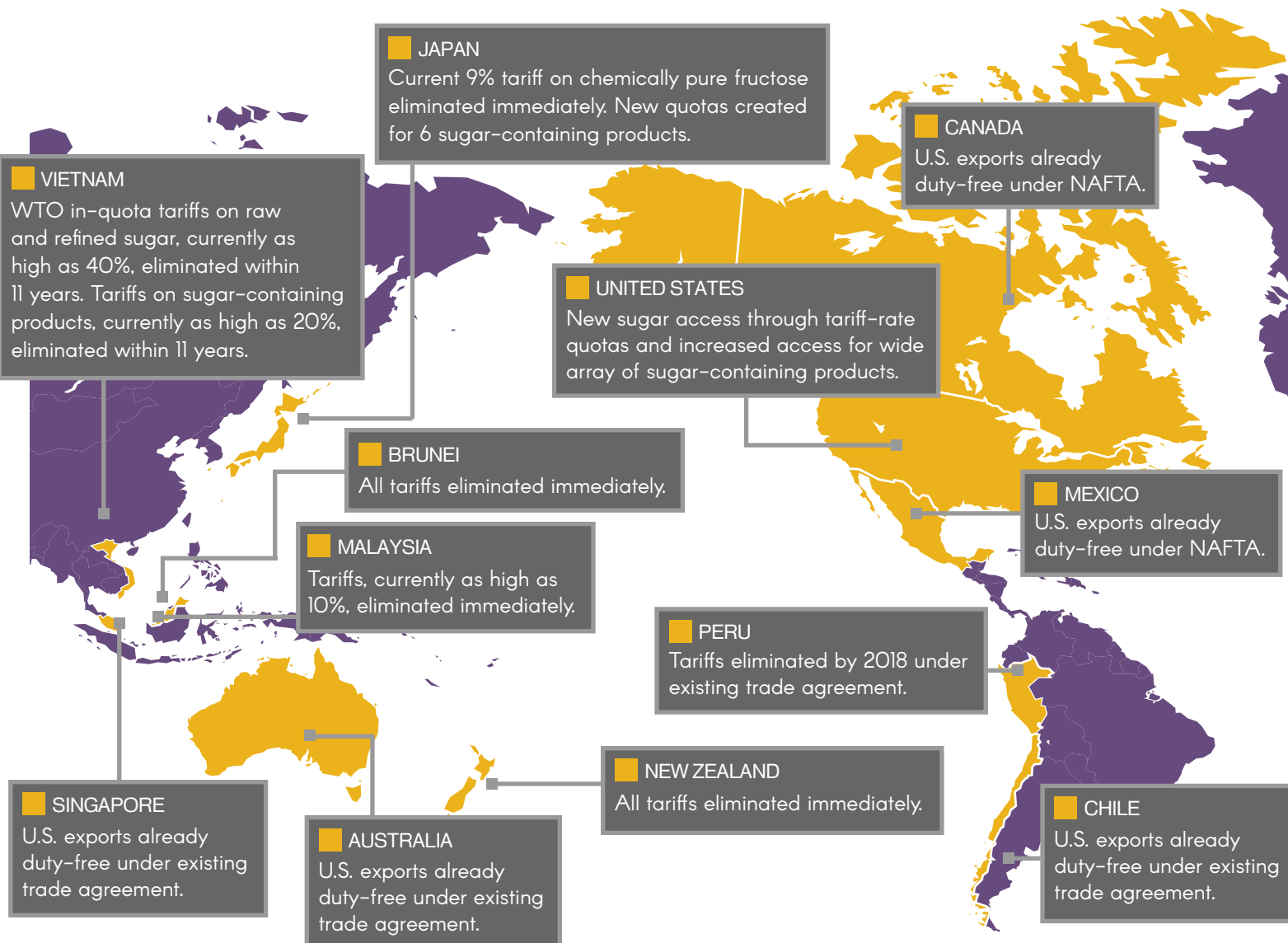
Source: USDA - FAS GATS

The TPP strengthens trade rules and provides new market access for U.S. agricultural exports to Japan, Malaysia, Vietnam, New Zealand and Brunei.

Top Sugar Producing States

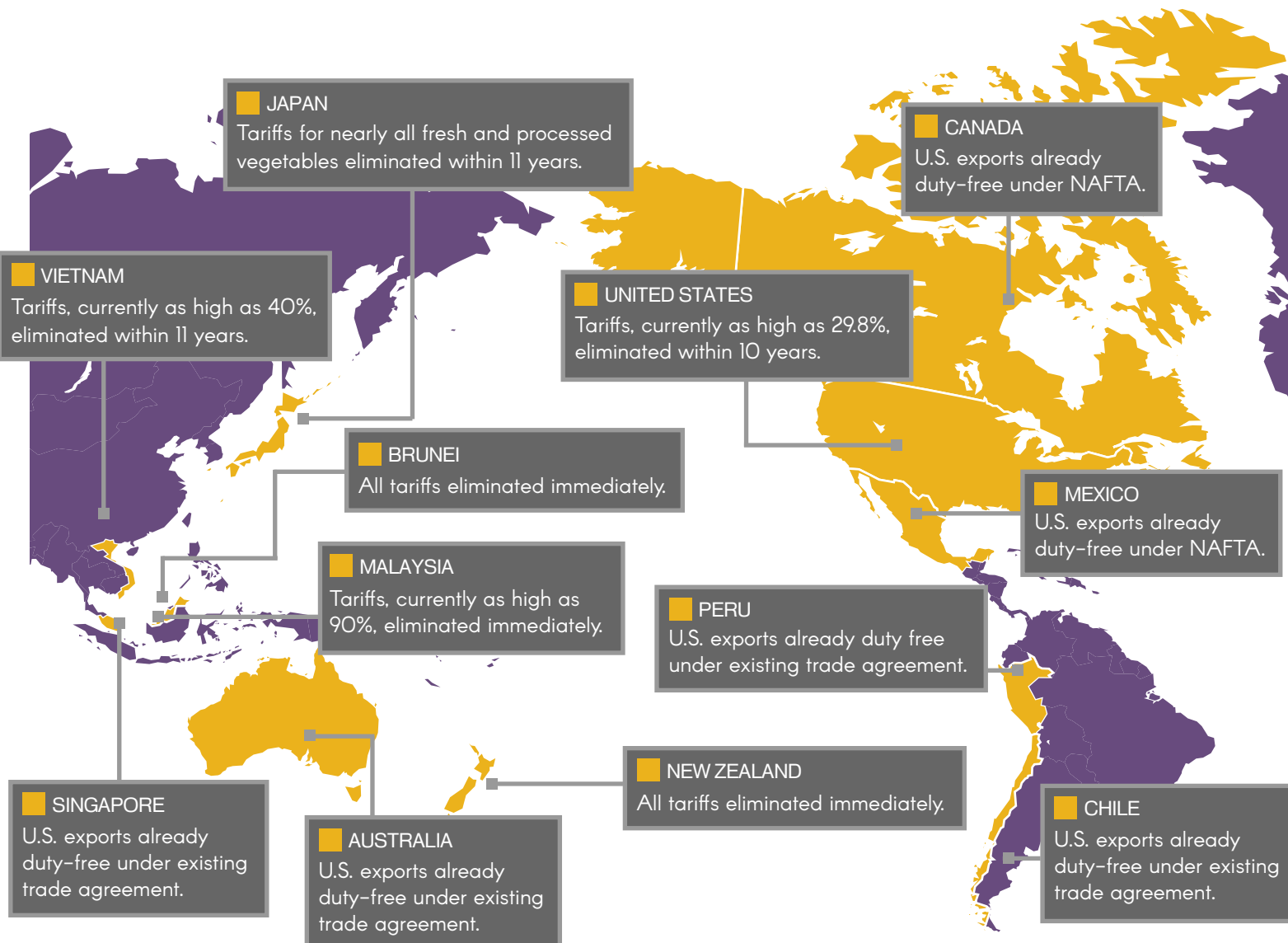
Sugarbeets		Sugarcane	
1. Minnesota	2. Idaho	1. Louisiana	2. Florida
3. North Dakota	4. Michigan	3. Hawaii	4. Texas
5. Nebraska	6. Montana		
7. California	8. Colorado		
9. Wyoming	10. Oregon		

Source: USDA - NASS, 2012 Census of Agriculture

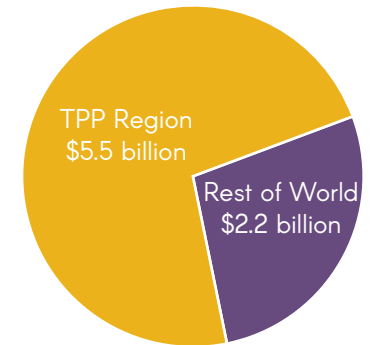


Trans-Pacific Partnership (TPP) VEGETABLES, FRESH AND PROCESSED (EXCLUDING POTATOES)

The Trans-Pacific Partnership (TPP) will provide significant new market opportunities for U.S. exporters, promoting economic growth in 11 countries across the Asia-Pacific region and expanding demand for U.S. food and agricultural products among nearly 500 million consumers outside the United States.



U.S. Vegetable Exports, 2014
Total = \$5 billion



Source: USDA - FAS GATS

The TPP strengthens trade rules and provides new market access for U.S. agricultural exports to Japan, Malaysia, Vietnam, New Zealand and Brunei.

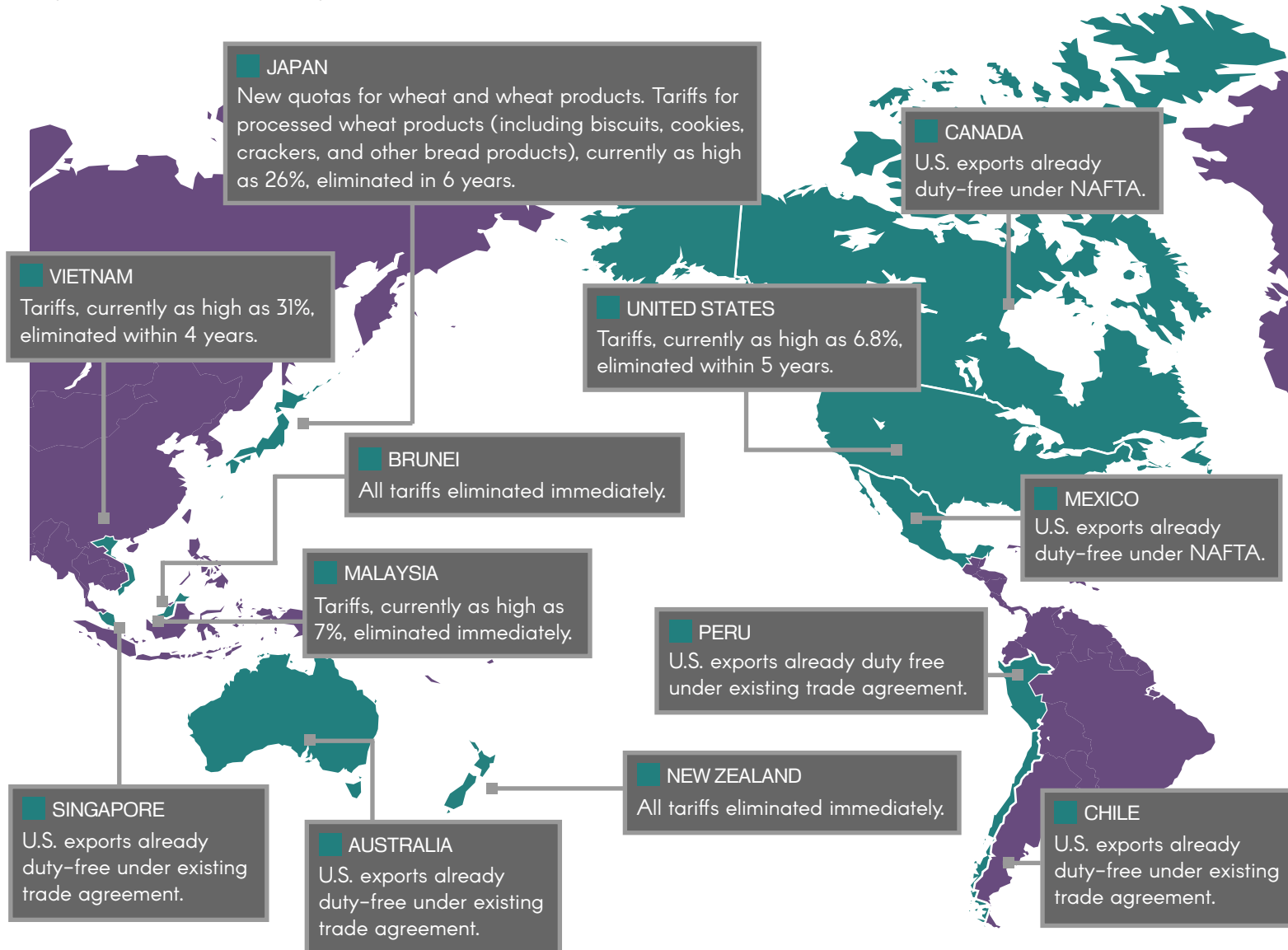
Top Vegetable* Producing States

1. California
2. Florida
3. Washington
4. Idaho
5. Arizona
6. Wisconsin
7. Oregon
8. Texas
9. Michigan
10. North Carolina

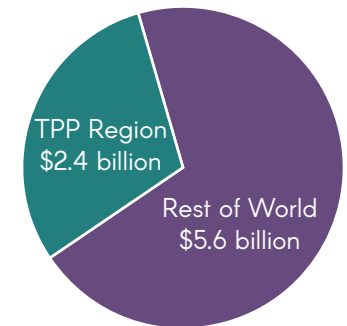
*Includes Potatoes
Source: USDA - NASS, 2012 Census of Agriculture

Trans-Pacific Partnership (TPP) WHEAT

The Trans-Pacific Partnership (TPP) will provide significant new market opportunities for U.S. exporters, promoting economic growth in 11 countries across the Asia-Pacific region and expanding demand for U.S. food and agricultural products among nearly 500 million consumers outside the United States.



U.S. Wheat Exports, 2014
Total = \$8 billion



Source: USDA - FAS GATS

The TPP strengthens trade rules and provides new market access for U.S. agricultural exports to Japan, Malaysia, Vietnam, New Zealand and Brunei.

Top Wheat Producing States

1. Kansas
2. North Dakota
3. Montana
4. Washington
5. Oklahoma
6. South Dakota
7. Texas
8. Idaho
9. Minnesota
10. Colorado

Source: USDA - NASS,
2012 Census of Agriculture