

Expandiendo las Exportaciones Paraguayas mediante el Sistema Generalizado de Preferencias (SGP)



Aimee Larsen
Office of the U.S. Trade Representative
Executive Office of the President
Abril de 2015

Resumen

Descripción general del programa SGP de los EE.UU

Exportaciones paraguayas a los EE.UU. vía SGP

Cómo incrementar el uso de oportunidades libres de impuestos

El sistema SGP

- Mejora el acceso al mercado estadounidense
- Expande las opciones para las industrias y los consumidores de EE.UU.
- Brinda un tratamiento libre de impuestos para casi 3,500 tipos de productos de Paraguay
- Importaciones EE.UU. bajo SGP (2015): \$17.4 millones
- El programa SGP esta autorizado hasta diciembre 2017




Programa SGP: importaciones elegibles

Elegibles

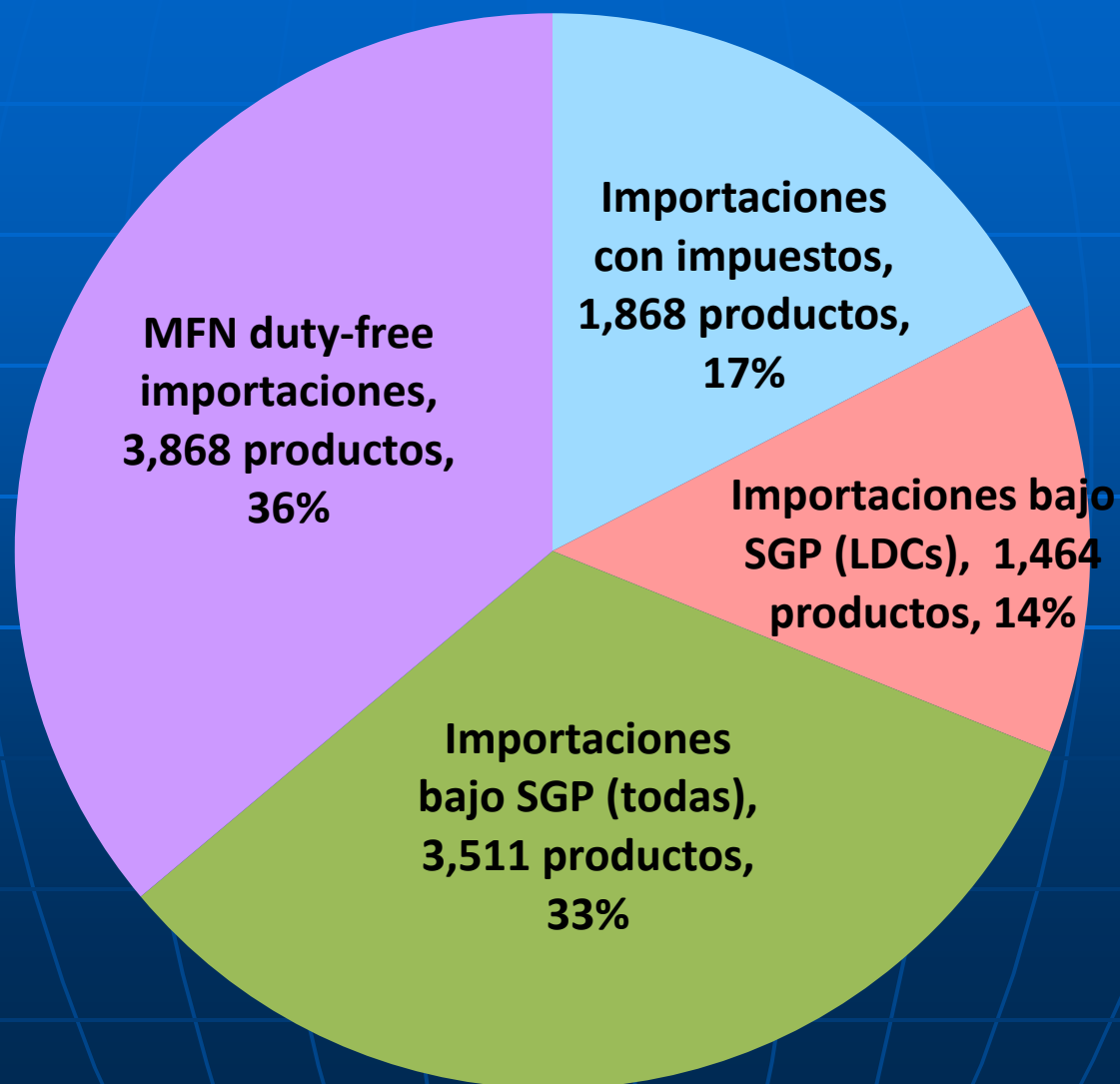
- Muchos insumos y productos manufacturados
- Joyería
- Numerosos productos agrícolas
- Productos químicos
- Minerales
- Mármol
- Alfombras

No Elegibles

- La mayoría de los textiles y prendas de vestir
- Relojes
- Calzados
- Algunos guantes y artículos de cuero



¿Cuántos productos son elegibles para ingresar a EEUU bajo el régimen SGP?



Comercio Paraguay-Estados Unidos en 2015

- **Importaciones a EE.UU. desde Paraguay: \$160 millones.**
- **Importaciones a EE.UU. desde Paraguay bajo el SGP: \$ 66.3 millones (42% del total de importaciones).**
- **Tasa de utilización del SGP: 97%**

Principales exportaciones SGP de Paraguay a EE.UU. en 2015

HTS chapter & product description	GSP tariff advantage	Total GSP Value
1701.99.10 - Cane/beet sugar & pure sucrose, refined, solid, w/o added coloring or flavoring	4.45%	\$ 38.9 million
4412.32.31 - Plywood sheet n/o 6 mm thick, at least one outer ply of nonconiferous wood, with face ply nesoi, not surface covered beyond clear/transparent	8%	\$ 7.7 million
1005.90.20 - Yellow dent corn	0.15%	\$ 7.1 million
1701.14.10 - Other cane sugar, raw, in solid form, w/o added flavoring or coloring	3%	\$ 4.1 million
4409.29.05 - Nonconiferous wood continuously shaped along any of its ends, whether or not also continuously shaped along any its edges or faces	3.2%	\$ 2.6 million

¿Cómo calificar para el régimen libre de aranceles bajo el SGP?

● Debe ser un producto elegible

● Debe ser producido o “crecido” en Paraguay

● Si se usasen insumos importados, el contenido y el procesamiento locales deben ser $\geq 35\%$ del valor del producto final

● Se debe exportar directamente a los EE.UU., sin entrar en el flujo de comercio de otro país

● El beneficio debe ser reclamado por el importador

● Mantener los registros de producción/contables para ayudar al importador a verificar la aplicación de SGP

¿Es mi producto elegible para ser exonerado de aranceles bajo el régimen SGP?

La forma más fácil de averiguarlo es en:

- https://dataweb.usitc.gov/scripts/tariff_current.asp

La lista completa de productos elegibles está en:

- <https://ustr.gov/issue-areas/trade-development/preference-programs/generalized-system-preferences-gsp/gsp-program-i-0>



United States International Trade Commission

USITC Home > DataWeb > USITC Tariff Database

Contact US

DataWeb Assistance

Tariff and Trade DataWeb

Trade DataWeb Login
DataWeb FAQ
DataWeb How To

Classification Systems

Tariff Search Tool
Classification Systems
Commodity Translation Wizard
Description Lookup

Trade Data Reports

These reports are being updated and

:: 2016 U.S. Tariff and Trade Data for a specific product

Tariff data current through February 25, 2016. This site includes planned staged tariff reductions (where applicable) and 3-year (plus year-to-date) import data!

Enter either the *first part* of an HTS category number up to 8 digits—e.g., "8501" or "850110"—, or *any part* of a product description—e.g., "bovine", or "articho"—(without the "quotes"!)

The search is not case-sensitive, so the results for "Bovine" will be the same as for "BoVinE"

Corn

List items

User note: While the USITC publishes the HTS, the U.S. Customs Service interprets it. Contact the Customs offices with questions about how potential importations should be classified.

In the brief item descriptions, the abbreviation "NESOI" means not otherwise specified or included.

1. Escriba el nombre de su producto

2. Haga clic en el botón "Lista de items"



United States International Trade Commission

USITC Home > DataWeb > USITC Tariff Database

Contact US

DataWeb Assistance

Now select ONE item for which you want tariff and trade information.
Click the "Detail" button when you have made your selection

Detail

2. Haga clic en el
botón "Detalle"

1. Elija su
producto de la
lista

- 07099945 Sweet corn, fresh or chilled (*Begin Effect Date: 01/01/2016*)
- 07104000 Sweet corn, uncooked or cooked by steaming or boiling in water, frozen (*Begin Effect Date: 01/01/2016*)
- 10051000 Seed corn (maize) (*Begin Effect Date: 01/01/1998*)
- 10059020 Yellow dent corn (*Begin Effect Date: 10/31/2012*)
- 10059040 Corn (maize), other than seed and yellow dent corn (*Begin Effect Date: 07/01/2013*)
- 11022000 Corn (maize) flour (*Begin Effect Date: 10/31/2012*)
- 11029060 Cereal flours, other than of wheat or meslin, rye, corn, rice or buckwheat (*Begin Effect Date: 01/01/2016*)
- 11031300 Groats and meal of corn (maize) (*Begin Effect Date: 10/31/2012*)
- 11031990 Groats and meal of cereals other than wheat, oats, corn (maize) or rice (*Begin Effect Date: 10/31/2012*)
- 11042300 Grains of corn (maize), hulled, pearled, clipped, sliced, kibbled or otherwise worked, but not rolled or flaked (*Begin Effect Date: 10/31/2012*)
- 11042990 Grains of cereals other than barley, oats or corn, hulled, pearled, clipped, sliced, kibbled or otherwise worked, but not rolled or flaked (*Begin Effect Date: 10/31/2012*)
- 11081200 Corn (maize) starch (*Begin Effect Date: 10/31/2012*)

Tariff Search Tool
Classification Systems
Commodity Translation Wizard
Description Lookup

Trade Data Reports

These reports are being updated and are temporarily unavailable. If you need help, please contact DataWeb Assistance.

Tariff Database

HTS Online Reference Tool
Tariff Database
Tariff Programs

USITC DataWeb: USITC Home > DataWeb > USITC Tariff Database

2016 U.S. Tariff and Trade Data for a specific product
2016 Tariff and Most Recent Annual U.S. Import Information

HTS Number	10059020	
Brief Description	Yellow dent com	
Customs value of recent U.S. imports for consumption		
Click for more detail on imports by source country or imports by tariff program or imports by U.S. Customs district of entry or imports by statistical suffix (HTS10)	2015 imports (thousand dollars) \$ 194,884.2	
Tariff Treatment		
Beginning Effective Date (most recent date any part of this HTS item's tariff treatment changed)	10/31/2012	
Ending Effective Date (date any part of this HTS item is next scheduled for tariff treatment change)	12/31/2050	
1st Unit of Quantity (Q1)	Kilograms	
2nd Unit of Quantity (Q2)		
2016 Normal Trade Relations (NTR) duty rate (formerly known as the Most Favored Nation (MFN) duty rate)	MFN Text Rate	0.05 cents/kg
	Duty calculation	(Specific rate) times (Q1)
	Ad Valorem (percent of value) component	0%
	Specific (per unit) component	\$0
	Other duty component	\$0
"Column 2" (non-NTR) duty rate (Applies to imports from a small number of countries that do not enjoy NTR duty status)	Binding Status	BT
	COL2 Text Rate	0%
	Duty calculation	(S
	Ad Valorem (percent of value) component	0%
	Specific (per unit) component	\$0.0098
Preferential (duty-free or reduced rate) tariff program applicability to this HTS item		
GSP (Generalized System of Preferences)	Status	Eligible: code "A" ✓
	Countries Excluded from GSP eligibility on this item	
Civil Aircrew		
Tariff concession on Dyes		Not eligible
CBI or CBERA (Caribbean Basin Initiative) Preference	Status	Eligible: code "E"
	Ad Valorem Rate	0%
	Specific Rate	\$0

Compruebe si el código "A" está en la lista para su producto

Aquí se puede encontrar mas detalles a través de los enlaces. Por ejemplo, haga clic en "imports by source country"

2016 U.S. Tariff and Trade Data for a specific product
 2016 Tariff and Most Recent Annual U.S. Import Information

HTS Number	10059020
Brief Description	Yellow dent corn

Customs value of recent U.S. imports for consumption

Click for more details on imports by source country or imports by tariff program or imports by U.S. Customs district, country or imports by statistical suffix (HTS10)	2015 imports (thousand dollars) \$ 194,884.2
--	--

Tariff Treatment

Beginning Effective Date (most recent date any part of this HTS item's tariff treatment changed)	10/31/2012
Ending Effective Date (date any part of this HTS item is next scheduled for tariff treatment change)	12/31/2050
1st Unit of Quantity (Q1)	Kilograms
2nd Unit of Quantity (Q2)	

2016 Normal Trade Relations (NTR) duty rate (formerly known as the Most Favored Nation (MFN) duty rate)	MFN Text Rate	0.05 cents/kg
	Duty calculation	(Specific rate) times (Q1)
	Ad Valorem (percent of value) component	0%
	Specific (per unit) component	\$0.0005
	Other duty component	\$0
"Column 2" (non-NTR) duty rate (Applies to imports from a small number of countries that do not enjoy NTR duty status)	COL2 Text Rate	0.98 cents/kg
	Duty calculation	(Specific rate) times (Q1)
	Ad Valorem (percent of value) component	0%
	Specific (per unit) component	\$0.0098
	Other duty component	\$0

Preferential (duty-free or reduced rate) tariff program applicability to this HTS item

GSP (Generalized System of Preferences)	Status	Eligible: code "A"
	Countries Excluded from GSP eligibility on this item	
Civil Aircraft Agreement Preference		Not eligible
Tariff concession on Dyes		Not eligible
CBI or CBERA (Caribbean Basin Initiative) Preference	Status	Eligible: code "E"
	Ad Valorem Rate	0%
	Specific Rate	\$0

updated and... If you need help, please contact DataWeb Assistance.

- Tariff Database**
- HTS Online Reference Tool
 - Tariff Database
 - Tariff Programs
 - Tariff DataBase Tables 1997-2015
 - Future Tariffs Lookup
 - World Tariff Sources

- Other External Links**
- Customs Rulings (CROSS)
 - Order Data from Census
 - Schedule B for Exports
 - International Trade Data System

USITC Trade Database--Web Access

US imports for consumption at Customs value for HTS8 10059020:

by sources, in descending value of 2015 imports

Source	2013	2014	2015		2016		Percent change YTD2015- YTD2016
	--thousand dollars--			Percent of total	January-February		
					--thousand dollars--		
All sources	\$ 518,323.6	\$ 109,160.9	\$ 194,884.2	100.0%	\$ 16,712.7	\$ 49,995.6	199.1%
Romania	\$ 5,262.5	\$ 14,930.1	\$ 58,741.3	30.1%	\$ 1,889.1	\$ 300.4	-84.1%
Canada	\$ 322,416.5	\$ 63,475.8	\$ 55,608.4	28.5%	\$ 6,896.8	\$ 24,977.9	262.2%
Turkey	\$ 24.4	\$ 6,796.8	\$ 36,355.0	18.7%	\$ 3,884.5	\$ 17,579.0	352.5%
Argentina	\$ 105,711.6	\$ 15,153.6	\$ 21,171.0	10.9%	\$ 319.4	\$ 530.3	66.0%
Paraguay	\$ 6,237.8	\$ 1,401.7	\$ 7,123.5	3.7%	\$ 0.0	\$ 0.0	
India	\$ 0.0	\$ 0.0	\$ 2,851.7	1.4%	\$ 188.4	\$ 209.9	16.4%
Netherlands	\$ 0.0	\$ 6,519.0	\$ 2,484.7	1.3%	\$ 428.4	\$ 6,389.1	1,391.4%
Greece	\$ 0.0	\$ 0.0	\$ 190.5	0.1%	\$ 0.0	\$ 0.0	
Bulgaria	\$ 0.0	\$ 0.0	\$ 92.9	0.0%	\$ 0.0	\$ 0.0	
Mexico	\$ 0.0	\$ 6.0	\$ 90.6	0.0%	\$ 2.3	\$ 0.0	-100.0%
Peru	\$ 12.5	\$ 25.9	\$ 8.5	0.0%	\$ 0.0	\$ 0.0	

¿Cómo aumentar las exportaciones libres de aranceles hacia EE.UU.?



Use el SGP como una herramienta de marketing

Asegúrese de reclamar la inclusión de su producto en el programa

Identifique los productos elegibles que Paraguay exporta a terceros mercados

Considere los productos que tengan una ventaja de SGP

Exportaciones elegibles que fueron subutilizadas en 2015

Product & HTS	MFN Tariff	Total Imports	GSP Utilization Rate
Nonconiferous wood continuously shaped along any of its ends (HTS 4409.29.05)	3.2%	\$ 3.4 million	76.5%
Builders' joinery and carpentry of wood (HTS 4418.90.46)	3.2%	\$ 980,670	74.6%
Fuel-injection pumps for compression-ignition engines (HTS 8413.30.10)	2.5%	\$ 89,255	0%
Electricity supply or production meters, including calibrating meters thereof (HTS 9028.30.00)	1.71%	\$ 41,000	0%
Taps, cocks, valves & similar appliances for pipes, boiler shells, tanks, vats or the like, other than hand operated (HTS 8481.80.90)	2%	\$ 31,400	0%



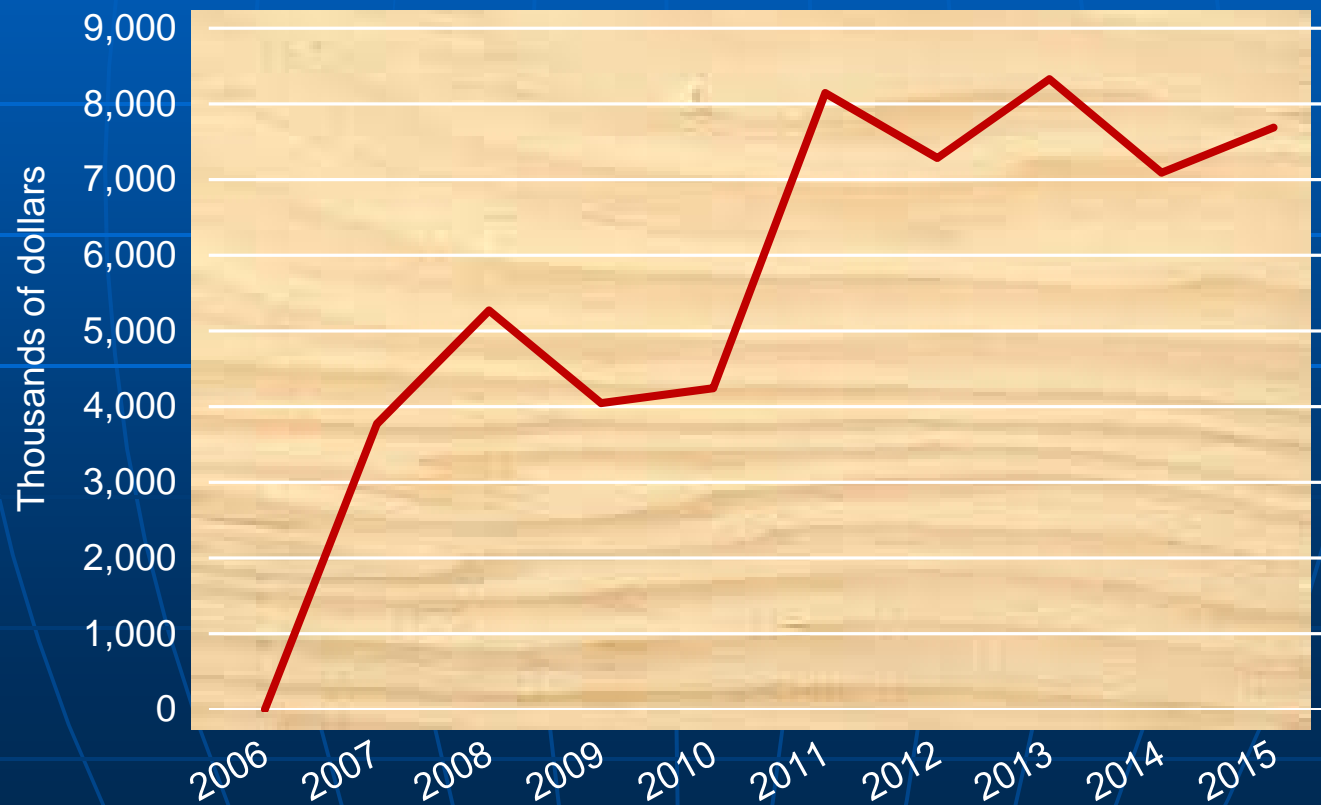
Exportación de artículos de decoración del hogar y artesanía libres de impuestos bajo SGP

- Estatuas de madera, cuencos, cajas, muebles y artículos de mesa (tarifas entre 3.2% y 10.9%)
- Tazones de cerámica y objetos de adorno (tarifas entre 6.0% y 9.8%)
- Cestas y bolsas tejidas (tarifas entre 3.5 y 10%)
- Vidrio estirado y soplado (tarifa de 7.2% duty)
- Alfombras y tapetes (tarifas entre 2.7 y 6.8%)
- Joyería de plata, latón, perlas, y otras (tarifas entre 5.0% y 11%)
- Instrumentos musicales de cuerdas y de viento (tarifas entre 2.9% y 8.7%)
- Colgadura y fundas de almohada/cojín (tarifa de 3.8%)

Caso exitoso de utilización del régimen GSP

4412.32.31

Plywood sheet n/o 6 mm thick - lámina de madera contrachapada de 6mm



Identificando y desarrollando potenciales compradores estadounidenses

- **Depende del tamaño, sector y experiencia**
- **Entender el mercado estadounidense**
- **Que tipo de relación busca: agente, distribuidor, socio, joint venture**
- **Las mejores pistas provienen de su propio network!**
- **Ferias comerciales**

Cómo solicitar la inclusión de nuevos productos en el programa



El producto no debe ser excluido por el estatuto (ej. prendas de vestir)

Enviar su petición durante la Revisión Anual del programa (la próxima revisión empieza en Agosto 2016)

Proporcionar la información requerida por las regulaciones

Para más información

SGP Información General:

- <https://ustr.gov/issue-areas/trade-development/preference-programs/generalized-system-preference-gsp>

U.S. Department of Homeland Security: Customs and Border Protection (CBP):

- <http://www.cbp.gov>

Para más información

Esquema de tarifas de EE.UU.:

- <http://usitc.gov/tata/hts/bychapter/index.htm>
- Veá especialmente la Nota General 4.

U.S. Tariff Databases:

- http://www.usitc.gov/tariff_affairs/tariff_databases.htm

Para más información

U.S. Food and Drug Administration:

- <http://www.fda.gov/ForIndustry/FDABasicsforIndustry/default.htm>

Questions on GSP?

- USTR contact: gsp@ustr.eop.gov or + 1-202-395-2974

Thank you!
Gracias!

